



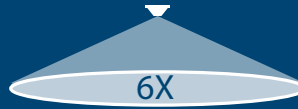
4 - A wide range of lenses:

For many applications.

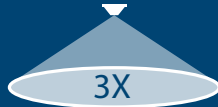
A Height: 2.4~4.5m



B Height: 2.4~3m



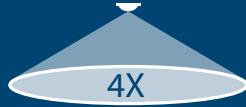
C Height: 4.5~9m



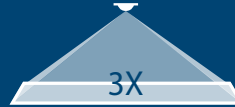
D Height: 2.4~6m



F Height: 2.4~6m



G Height: 2.4~12m



H Height: 9~15m



*PLEASE CONTACT US TO CHECK THE COMPATIBILITY OF EACH OPERATING MODE WITH THE CHOSEN INSTALLATION SITE FOR THE LAMP.

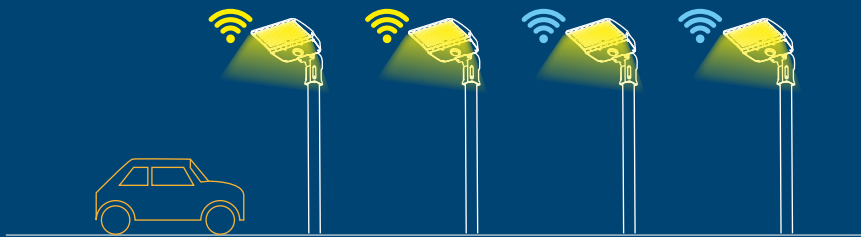


E-MOV

intelligent presence detector

1 - Grouping function :

For intelligent light control, lamps equipped with sensors can be grouped in a network without the need for connection.



2 - Intelligent lighting :

Automatic lighting of the lamps in series that anticipate your route.



3 - Light intensity under control :

Daylight detection to adjust light intensity automatically.

