




INDUSTRIAL SITES



HIGH TEMPERATURE ENVIRONMENTS



Luxeon 3030.L80 lumileds chips @ 150 000 hours.



Aluminum ADC12 high performance heat sink.



HIGH TEMPERATURE RESISTANCE
-40°C ~ +50°C

OVER 70,000 HOURS AT 40°C (L80B10)

***UP TO 50°C FOR THE FLATBELL PRO**

ASSEMBLY LINES



CAR REPAIR GARAGES



WAREHOUSES



AGRICULTURAL INFRASTRUCTURES



FLATBELL PRO



ABOUT THE FLATBELL PRO

DESCRIPTION

The FLATBELL PRO is an all-round luminaire: it can withstand temperatures ranging from -40°C to +50°C and intensive use (24 hours a day, 7 days a week), making it the perfect choice for installation in industrial environments. Its intense light provides up to 41,000 lumens and can therefore easily illuminate production plants and other industrial buildings. In a polluted or dusty environment, the effectiveness of the FLATBELL PRO will not be denied.

WARRANTY
5 YEARS

HIGH EFFICIENTY
130 Lm/w

PUISSANCE / LUMENS

100W **13000** lm

150W **19500** lm

200W **26000** lm

240W **31200** lm

OPTIONS

WATT(W)	100 W	150 W	200 W	240 W
COLOR TEMPERATURE	3000K 4000K 5000K	3000K 4000K 5000K	3000K 4000K 5000K	3000K 4000K 5000K
PRODUCT COLOR	BLACK RAL9004	BLACK RAL9004	BLACK RAL9004	BLACK RAL9004
BEAM ANGLE	90°	90°	90°	90°
DIMENSIONS (mm)	Ø340x103.5	Ø340x103.5	Ø380x114	Ø380x114
WEIGHT (Kg)	N.W 2.7Kg	N.W 2.7Kg	N.W 3.8Kg	N.W 3.8Kg



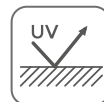
POWER SUPPLY

Very long life time.



RESISTANCE TO CATEGORY C3 ENVIRONMENTS

Highly durable.



100% POLYCARBONATE LENSES

UV and impact resistant, imported from Japan.



IP65



IK08



3000K-5000K



CRI >80



>70 000 h



100-277V



LUMILEDS
LUXEON 3030

ACCESSOIRES

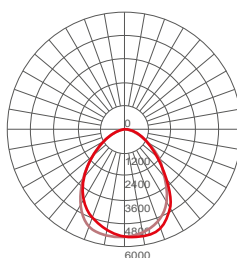


Réflecteur Alu

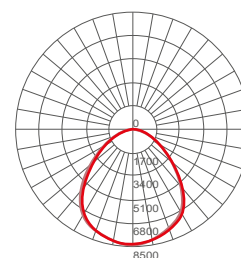


Crochet

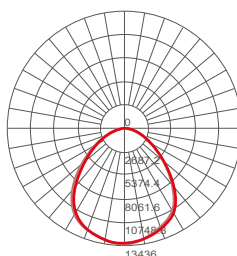
PHOTOMÉTRIE



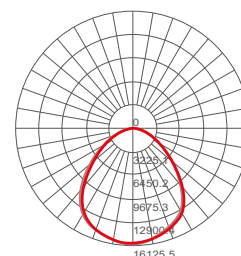
100W 90°



150W 90°



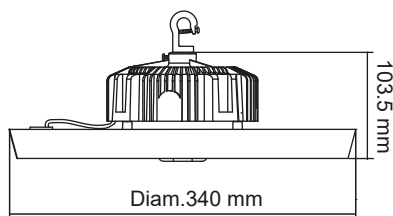
200W 90°



240W 90°

DIMENSIONS

100/150W



200/240W

